

600058

2011

.

.....	1
.....	1
.....	3
.....	4
.....	8
.....	12
.....	17
.....	17
.....	26
.....	27
.....	36
.....	128

()

()

()

()

()

()

()

	Minmetals Development Co.,Ltd
	MINLIST

()

	5 B	5 B
	010-68494205	010-68494267
	010-68494207	010-68494207
	cuiql@minmetals.com	wangwc@minmetals.com

()

	5 B
	100044

	5 B
	100044
	http://www.minlist.com.cn
	minlist@minmetals.com

()

	http://www.sse.com.cn

()

A			600058

()

	1997 5 21
--	-----------

4614j12.646 8EB0480F3C01841420F090E115D173BCC100CAF090ED04268D>/TT0 -0 1 T0.000 1 Tf.2511 0 Td(5)

()

	16,003,316.53	371,840,671.62	-95.70	-225,769,055.90
	-2,905,373,133.98	1,127,515,411.96	-357.68	-992,875,499.22
	2011	2010	%	2009
	48,970,385,917.21	43,236,351,008.37	13.26	41,932,669,171.16
	37,101,968,015.65	31,760,631,646.57	16.82	31,047,955,162.27
	9,073,012,811.21	8,786,115,453.18	3.27	8,183,440,323.68
	1,071,910,711.00	1,071,910,711.00	0	1,071,910,711.00

	2011	2010	%	2009
	0.5017	0.359	39.75	0.2488
	0.5017	0.359	39.75	0.2488
/				
	0.0149	0.3469	-95.70	-0.2106
%	6.0227	4.5351	1.49	3.2501
(%)	0.1792	4.3824	4.20	-2.7515
	-2.7105	1.0519	-357.68	-0.9263
	2011	2010	%	2009
	8.4643	8.1967	3.26	7.6344
%	75.76	73.46	2.30	74.04

()

: :

	531,228,230.24	333,919,518.54	-197,308,711.70	127,857,791.06
	531,228,230.24	333,919,518.54	-197,308,711.70	127,857,791.06

()


1

		(%)							(%)

	() ()
--	------------

(4)

	2011 12 29
	2011 12 30



3

()

			59	2009 4 22	2012 4 22	25,012	25,012			0

			74	2009 22	4	2012 22	4	0	0		0	
			48	2009 22	4	2012 22	4	20,000	20,000		0	
			49	2009 22	4	2012 22	4	0	0		20	
			49	2009 22	4	2012 22	4	0	0		20	
			52	2009 22	4	2012 22	4	4,000	4,000		0	
			38	2009 22	4	2012 22	4	2,600	2,600		0	
			48	2009 22	4	2012 22	4	0	0		0	
			40	2009 22	4	2012 22	4	0	0		0	
			54	2009 22	4	2012 22	4	0	0		0	
			54	2009 22	4	2012 22	4	13,182	13,182		0	
			38	2009 22	4	2012 22	4	0	0		0	
			45	2011 27	4	2012 22	4	3,700	3,700		0	
			44	2009 22	4	2012 22	4	0	0		65.39	
			42	2010 12	10	2012 22	4	0	0		41.95	
			38	2010 27	8	2012 22	4	2,600	2,600		115.26	
			46	2010 27	8	2012 22	4	0	0		94.49	
			49	2009 22	4	2012 22	4	10,000	10,000		103.69	
			48	2009 22	4	2012 22	4	10,000	10,000		104.05	
			60	2009 22	4	2012 22	4	0	0		110	
			49	2009 22	4	2012 22	4	0	0		56.52	
			48	2010 27	8	2012 22	4	0	0		50.67	
			52	2010 27	8	2012 22	4	0	0		73.46	

				27	22					
			40	2010 8 27	2012 4 22	0	0		88.04	
			41	2011 4 27	2012 4 22	0	0		37.11	
			46	2009 4 22	2012 4 22	10,000	10,000		71.85	
	/	/	/	/	/	101,094	101,094	/	1,052.48	/

()

()

	8,492
	926
	2,485
	331
	1,228
	4,448
	327
	3,053
	2,478
	2,634

()

1

2

9

3

2,61

2011

3

6

2

4

7

1

11

1

1

1

5

2011

4

18

6

2010

2011

2012

2012

7

2012

"

"

1

@unpř@Naša@Ku012

2011

2011

12

12-4

/

()

1

		6	4	3	2	0	
		6	5	3	1	0	
		6	6	3	0	0	
		6	6	3	0	0	

	1 2 3
	2011 12 31 2011 12 31

()

()

www.sse.com.cn

()

()

2011 11 15

2011-16

/

()

2010	2011 4 26		2011 4 27

()

2011	2011 11 18		2011 11 19

()

1

1

2011

2011

1350

2

2011

1,621

8.32

23%

146%

2011

"

"

/

3

2011

4

2011

45

"2011

"

2

(1)

: :

			(%)	(%)	(%)	%
	154,577,825,467.03	152,183,088,689.28	1.55	22.58	23.58	0.80
	9,527,558,249.31	8,715,609,176.10	8.52	2.00	-7.50	9.39
	4,558,043,183.62	4,383,007,225.58	3.84	14.40	19.71	4.27
	43,816,978.60	15,475,698.29	64.68	5.70	10.96	1.67
	460,143,986.68	267,560,733.00	41.85	13.47	12.08	0.72
	7,337,263,444.87	7,213,687,540.68	1.68	-14.02	-15.13	1.28
	161,830,124,420.37	158,351,053,981.57	2.15	23.21	23.73	0.41

10%

95.52%

1.55% 2.35%

0.80

34.04%

10%

: :

			(%)	(%)	(%)	%
	25,155,381,739.94	24,924,539,387.69	0.92	3.88	7.10	2.98
	20,360,159,585.85	20,237,980,645.04	0.60	46.66	47.89	0.83
	20,311,667,884.37	20,173,027,071.68	0.68	67.38	68.02	0.38
	17,586,794,525.84	17,584,042,949.18	0.02	87.39	89.61	1.16
	6,942,086,426.35	6,725,406,050.46	3.12	21.67	21.78	0.09
	2,850,612,154.48	2,597,189,697.83	8.89	29.05	33.44	3.00

	563,759,496.55	447,080,432.36	20.70	45.48	38.00	4.30
	432,636,946.48	320,507,609.65	25.92	184.05	157.30	7.70

(2)

		:	:
	160,118,051,549.37		24.48
	1,712,072,871.00		-36.78

(3)

	20,327,775,096.68	(%)	13.07
	12,834,209,535.18	(%)	7.93

3

	2011	2010		:	:
	16,205,266.19	13,146,591.06	3,058,675.13		%
	15,848,766.64	12,808,459.03	3,040,307.61		23.27
	52,996.88	73,307.08	-20,310.20		23.74
	162,648.37	124,528.07	38,120.30		-27.71
	4,213.92	-1,893.54	6,107.46		30.61
	47,537.22	906.85	46,630.37		5,142.02

9

4

	2011		2010			:
		(%)		(%)		
	251,146.17	5.13	54,088.34	1.25	197,057.83	364.33
	276,780.79	5.65	187,060.17	4.33	89,720.62	47.96
	12,412.66	0.25	614.15	0.01	11,798.51	1,921.11
	33,391.95	0.68	53,122.82	1.23	-19,730.87	-37.14
	1,121,774.71	22.91	589,422.26	13.63	532,352.45	90.32
	94,105.69	1.92	567,930.56	13.14	-473,824.87	-83.43
	90,539.42	1.85	130,684.94	3.02	-40,145.52	-30.72
	813,524.24	16.61	620,087.29	14.34	193,436.95	31.20
	553,181.59	11.30	312,276.99	7.22	240,904.60	77.14
	38,297.46	0.78	28,959.23	0.67	9,338.23	32.25
	11,985.08	0.24	19,912.89	0.46	-7,927.81	-39.81
	8,399.71	0.17	3,162.20	0.07	5,237.51	165.63
	28,847.30	0.59	36,610.93	0.85	-7,763.63	-21.21

10	32.25%
11	39.81%
12	165.63%
13	21.21%
14	36.77%
15	32.81%
16	45.93%

5

	2011	2010	:	:
	-290,537.31	112,751.54		-403,288.85

34,566.52

10%

: :

	10,000,149.43	31,322.11	25,327.15
	4,857,983.05	8,139.97	5,973.76
	803,085.27	10,363.33	5,130.72
	781,959.59	-4,665.20	-9,285.30
	97,566.89	-13,933.10	-14,322.94

-12,138.87

37,466.02

63,099.91

91.35%

-49,004.30

54,135.02

14,662.13

272.69%

571.88

14,894.82

		36	1,620	4,500 36%	2,880
		60	20,000 40%	64%	12,000 8,000
		70		21,000 15%	30,000 70%

4,500 15% 30,000
~~70%~~ ~~21,000~~ ~~15,000~~

3

2011 10 1

2011 10 1

2011

2011

()

1

15	2011 2 15		2011 2 16
16	2011 3 24		2011 3 25
17	2011 4 19		2011 4 20
18	2011 4 26		2011 4 27
19	2011 8 25		2011 8 26
20	2011 10 25		2011 10 26

2

2010

2010

2011 6 3

10

1.5

2011 6 16

2011

2011 12

31

3

1 2011 10 19

2011

2 2012 2 9

2012

2011

2011

2011 3 2012 3 12 2012

2011

4 2012 3 21 2012
2011

20C20 1 T0 Tc 2.251 0 Td<1448>T>497<B/C2E

Ã

"

9

()

2010

2010

2011 6 3

10

1.5

2011 6 16

()

1,071,910,711

10

2.10

225,101,249.31

2,864,709,052.27

()

	10	10 ()	10			(%)
2010		1.5		160,786,606.65	384,795,627.99	41.78
2009		1.0		107,191,071.10	266,687,413.12	40.19
2008		3.2		343,011,427.52	895,339,591.68	38.31

()

	4
2011 3 23	2010 2010 <2010 > < > <2010 >
2011 4 25	2011
2011 8 24	2011 <2011 > < >
2011 10 24	2011

()

2011

2011

1

2

3

()

2011

2010

2011

()

()

()

2011

()

2011

()

()

()

601101		10,000,000.00	1.93	333,919,518.54	6,119,941.10	-58,136,428.24		2002
		10,000,000.00	/	333,919,518.54	6,119,941.10	-58,136,428.24	/	/

()

: :

(%)

()

1


					:	:	
							(%)
						3,660,565,147.84	2.35
						3,183,456,122.62	2.05

8,061.46	
32,995.00	
1,572,304,776.96	1.00
417,774,308.97	0.26
288,873,032.32	0.18
281,242,353.63	0.18
184,130,567.98	0.12
126,122,221.78	0.08
62,114,984.43	0.04

0.03

					852,883.13	
					154,493.98	
					58,984.62	
					242,144,232.98	6.48
					65,761,803.99	1.76
					32,199,063.00	0.86
					31,981,180.04	0.86
					28,132,222.75	0.75
					22,371,656.94	0.60
					20,203,844.91	0.54
					14,990,366.94	0.40
					14,478,997.61	0.39
					9,829,039.05	0.26
					9,720,952.16	0.26
					9,439,900.68	0.25
					8,048,963.59	0.22

2011



			45%						
			10%		79.42	267.46	267.46		187.51

3

				9,198,447.51	54,675,079.17
				4,012,586.29	4,012,586.29
				-5,539,275.20	1,211,724.80
				236,275.74	236,275.74
				21,374.28	21,374.28
				16,000.00	16,000.00
				-54,602.36	0.00

			2011 11 15				
			2011-16				
			/				

()

		:	:
		220	220
		2	1

2011 8

" " "

2011

2011

()

()

()

2011 12 31

:

: :

	1	2,215,533,101.65	2,098,118,008.16
	2	2,511,461,724.04	540,883,379.44
	3	2,767,807,872.35	1,870,601,658.43

	16	1,041,721,759.91	978,653,876.45
	18		7,642,357.38
		14,720,300,079.47	14,668,698,945.21
		48,970,385,917.21	43,236,351,008.37
	20	8,135,242,359.80	6,200,872,868.12
	21	9,671,916,293.54	10,024,970,500.86
	22		

	35	869,342,319.40	767,023,019.00
	36	3,071,180,301.58	2,797,772,900.07
			-12,554,877.77
		9,073,012,811.21	8,786,115,453.18
		2,795,405,090.35	2,689,603,908.62
		11,868,417,901.56	11,475,719,361.80
		48,970,385,917.21	43,236,351,008.37

2011 12 31

:

: :

		280,340,296.24	613,358,798.45
	1	6,457,618,207.79	3,170,364,187.68
		43,850,000.00	43,850,000.00
		6,781,808,504.03	3,827,572,986.13
		333,919,518.54	531,228,230.24
	2	5,331,397,940.20	5,820,635,006.07
		4,604,775.92	5,102,927.52
		4,767,179.82	3,075,665.04

		33,490,316.08	38,163,792.83
		5,708,179,730.56	6,398,205,621.70
		12,489,988,234.59	10,225,778,607.83
		114,766,835.58	51,234,673.58
		115,102,054.51	14,357,662.22
		2,774,210,647.62	1,375,956,370.01
		291,520.00	
		3,004,371,057.71	1,441,548,705.81
		173,274,750.00	188,752,650.00
		63,480.00	
		80,979,879.62	120,518,589.58
		254,318,109.62	309,271,239.58
		3,258,689,167.33	1,750,819,945.39
		1,071,910,711.00	1,071,910,711.00
		4,721,622,474.99	4,827,688,467.49
		712,410,657.79	610,091,357.39
		2,725,355,223.48	1,965,268,126.56
		9,231,299,067.26	8,474,958,662.44
		12,489,988,234.59	10,225,778,607.83

2011 1 12

: :

2011

		16,359,193.08	-231,232,077.04
--	--	---------------	-----------------

2011 1 12

		1,021,028.00	3,093,570.02
		774,220.37	770,697.48
		6,516,987.49	4,721,242.99
		191,446,799.95	97,479,444.88
		-130,671,501.71	-90,851,273.86
		138,463.72	154,922.26

		109,290,383.65	61,144,931.69
	50	796,556,899.46	497,120,159.19
		157,815,673,641.17	148,626,435,466.00
		157,047,228,405.49	144,098,395,548.80
		998,005,906.47	789,357,275.13
		1,168,593,453.40	1,422,106,198.12
	50	1,507,219,009.79	1,189,061,031.99

		38,890,032,719.13	36,310,425,436.28
		38,990,532,719.13	36,531,625,436.28
		35,386,020,550.17	36,169,846,763.29
		844,954,758.28	608,311,419.31
		1,018,182.02	8,407,801.07
	50	22,217,409.98	13,275,684.34
		36,253,192,718.43	36,791,433,866.94
		2,737,340,000.70	-259,808,430.66
		-6,259,007.89	-1,800,022.93
		127,215,093.49	167,307,968.13
		2,088,318,008.16	1,921,010,040.03
		2,215,533,101.65	2,088,318,008.16

		61,762,553.11	1,529,389,046.35
		1,732,614,326.11	-1,191,212,819.30
		1,950,000,000.00	6,200,000,000.00
		1,950,000,000.00	6,200,000,000.00
		1,956,442,600.00	7,205,851,050.00

2011 1 12

: :

	1,071,910,711.00	4,161,963,700.88		767,023,019.00	2,797,772,900.07	-12,554,877.77	2,689,603,908.62	11,475,719,361.80
	1,071,910,711.00	4,161,963,700.88		767,023,019.00	2,797,772,900.07	-12,554,877.77	2,689,603,908.62	11,475,719,361.80
		-101,384,221.65		102,319,300.40	273,407,401.51	12,554,877.77	105,801,181.73	392,698,539.76
					537,801,879.20		16,359,193.08	554,161,072.28
		-106,065,992.50						

1								
2								
3								

2011 1 12

: :

	1,071,910,711.00	4,827,688,467.49		610,091,357.39	1,965,268,126.56	8,474,958,662.44
	1,071,910,711.00	4,827,688,467.49		610,091,357.39	1,965,268,126.56	8,474,958,662.44
		-106,065,992.50		102,319,300.40	760,087,096.92	756,340,404.82
					1,023,193,003.97	1,023,193,003.97
		-106,065,992.50				-106,065,992.50
		-106,065,992.50			1,023,193,003.97	917,127,011.47
1						
2						
3						
				102,319,300.40	-263,105,907.05	-160,786,606.65
1				102,319,300.40	-102,319,300.40	
2.						
3					-160,786,606.65	-160,786,606.65

2						
3						
4						
1						
2						
	1,071,910,711.00	4,721,622,474.99		712,410,657.79	2,725,355,223.48	9,231,299,067.26

: :

	1,071,910,711.00	4,489,398,343.59		578,882,631.32	1,791,580,663.06	7,931,772,348.97

2011

						31,208,726.07	-138,399,797.17	-107,191,071.10
						31,208,726.07	-31,208,726.07	
							-107,191,071.10	-107,191,071.10
2								
3								

()

" " " "

[1997]

567

[1997]40

1997 5 21

110000001200801 1997 5 28

2010 12 16
62.56%

2011 12 29

670,604,922

2011 12 31

107,191.07

107,191.07

5

16
13

" "

()

1

-

2

2011

12 31 2011

3

1 1 12 31

4

5

1

2

6

7

8

1

-

0

B.

C.

D.

" " --

E.

a)

b)

c)

F.

" "

10

Q

G~~PH~~GNqY

À

Ôp~~À~~ÀAuè

€

5NÈ

@

()Tj/C20_1 T047--1.5 -1.48622A55E8D322A4>Tj/TT0 1 Tf)Tj/C208.19A0.7592 E84B9C14622A681B08>1<841A1A98.5F41041BE2D322

11

(1)

(2)

(3)

(4)

(5)

12

(1)

5

(2)

(3)

(4)

13

		%	%
	18-20	3	4.85-5.39

14

(1)

()

(2)

A45920804417Td [<21362E424178

(5)

15

16

(1)

A.

B.

C.

)

		10	
		32	
		3-5	
		2-20	

19

20

1
3

2

21

(1)

A.

B.

C.

D.

E.

(2)

A.

B.

24

(1)

(2)

25

$\mathbb{Z} - p \in \mathbb{D}a \hat{A} \# \{ | \gg \ddot{A}$

1
1

25

C.
(3)
A.

B.

27

1
2
3

28

(1)

(2)

--	--	--	--

(1)

(2)

()

1

				300,000,000.00		300,000,000.00		100	100		
				13,525,240.40		13,525,240.40		100	100		
				900,000,000.00		900,000,000.00		100	100		
				900,000,000.00		900,000,000.00		100	100		
				33,662,360.94		33,662,360.94		100	100		
				286,380,000.00		229,104,000.00		80	80		29,767,454.60
				30,000,000.00		30,000,000.00		100	100		
				60,000,000.00		60,000,000.00		100	100		

--	--	--	--	--	--	--	--	--	--	--	--

(2)

								(%)	(%)	:	:
				36,973,000.00	,	22,611,313.56	,	62	62		73,867,330.04
				4,939,083,255.56	,	2,777,852,804.77	,	50.40	50.40		2,505,613,709.54

(3)

	61,018,326.27	1,018,326.27
--	---------------	--------------

(2)

		:	:
	97,094,153.08		22,023,236.10

		(%)		(%)		(%)		(%)

224,368,587.32 6.10 213,540,352.14 95.17 1,135,424,543.87 39.66 277,159,224.80 24.41

		123,111,958.46	1-6	3.35
		112,434,698.41	5	3.06
		109,993,671.60	5	2.99
		107,066,983.06	1-6	2.91
	/	603,286,762.40	/	16.41

4

(1)

		(%)		(%)		(%)		(%)
	616,961,568.35	60.62	397,944,316.37	64.50	629,420,938.05	46.37	378,083,798.01	60.07

6126 5.04 11.94 ~~W~~BT 1 0 0 10.5 0 0 10.5 294.682 6385403 ~~(n)~~BT 1 0 10.5 0 0 10.5 30

2011

--	--	--	--	--

2011

--	--	--	--

31,900,000.00

2011

			0.006
			0.119

	40.00	40.00	9,357,022.80	2,937,185.65	6,419,837.15	7,264,163.03	890,159.01
	20.00	20.00	475,471,204.38	1,655,634.45	473,815,569.93		-2,965,996.77
	36.00	36.00	17,692,272.55	5,456.00	17,686,816.55		-13,183.45
	40.00	40.00	3,800,000.00	1,800,000.00	2,000,000.00		
	20.00	20.00	10,000,000.00		10,000,000.00		

2011 12

31

56.59

10

(1)

	565,924.63			565,924.63
	158,872,630.15	23,240,362.55	42,532,326.80	139,580,665.90
	172,435,848.93	6,595,553.00	83,594,168.93	95,437,233.00
	331,874,403.71	29,835,915.55	126,126,495.73	235,583,823.53
	84,034,674.63		82,800,000.00	1,234,674.63
	247,839,729.08	29,835,915.55	43,326,495.73	234,349,148.90

(2)

	60,000,000.00	60,000,000.00		60,000,000.00		10.00
	82,800,000.00	82,800,000.00	-82,800,000.00			
	17,440,000.00	17,440,000.00		17,440,000.00		10.00

	7,457,930.00	7,457,930.00		7,457,930.00		10.00	10.00	
	1,500,000.00	1,500,000.00		1,500,000.00		0.56	0.56	
	1,000,000.00	1,000,000.00	5,095,553.00	6,095,553.00		12.30	12.30	
	500,000.00	794,168.93	-794,168.93					
	200,000.00	200,000.00		200,000.00		14.00	14.00	
	575,000.00	575,000.00		575,000.00				
	668,750.00	668,750.00		668,750.00				
	18,000,000.00							
	1,500,000.00			1,500,000.00		15.00	15.00	
	191,641,680.00							

|

|

┌──────────┐ ┌──────────┐
└──────────┘ └──────────┘

|

┌──────────┐
└──────────┘

┌───┐
└───┘

|

12

(1)

	8,449,905,171.91	6,023,912,479.30	189,309,266.65	14,284,508,384.56
	3,053,585,240.57	28,629,371.13	36,727,348.13	3,045,487,263.57
	4,801,393,801.03	5,944,033,401.41	112,689,268.62	10,632,737,933.82

(5)

				m ²
		1,246,589,651.40	1,205,740,098.96	230,000.00
		402,514,564.51	201,435,837.94	102,211.00

13

(1)

	941,056,859.95		941,056,859.95	5,679,305,621.83	5,679,305,621.83

(2)

2	3,517,775.09	2,538,338.65		6,056,113.74
3	378,747,272.47		378,747,272.47	
4	19,900.00			19,900.00
	68,569,558.54	21,760,288.91	1,637,527.36	88,692,320.09
1	66,888,215.42	20,355,839.84	1,637,527.36	85,606,527.90
2	1,661,443.12	1,404,449.07		3,065,892.19
3				
4	19,900.00			19,900.00
	1,306,849,394.40	-19,221,950.26	382,233,195.48	905,394,248.66
1	926,245,789.96	-20,355,839.84	3,485,923.01	902,404,027.11
2	1,856,331.97	1,133,889.58		2,990,221.55
3	378,747,272.47		378,747,272.47	
4				
1				
2				
3				
4				

16

/

(1)

	563,081,899.39	582,161,066.82
	389,212,688.96	314,959,641.47
	78,674,413.32	61,446,666.11

	4,166,892,163.78
--	------------------

17

	2,022,457,405.13	-99,094,366.90	198,301,692.79	100,156,272.69	2,648,998.16	1,622,256,074.59
	552,838,743.21	872,459,530.29	1,412,614.24	470,377,024.75		953,508,634.51
	84,034,674.63			82,800,000.00		1,234,674.63
	8,324,507.64					8,324,507.64
	10,994,030.54	19,385,007.21		6,564,772.66		23,814,265.09
	2,678,649,361.15	792,750,170.60	199,714,307.03	659,898,070.10	2,648,998.16	2,609,138,156.46

18

		7,642,357.38
		7,642,357.38

19

	5,488,747.00		
	5,098,731.63		
	37,491,620.16		

23

(1)

1	5,638,793,984.79	5,041,614,843.25
1-2	117,215,821.57	95,717,964.19
2-3	43,691,118.80	60,803,683.79
3	274,516,406.06	248,440,609.31
	6,074,217,331.22	5,446,577,100.54

(2) 2011 12 31

5% 5%

6

(3) 1

	97,096,597.14		

	242,509.69	42,761,219.40	42,497,080.99	506,648.10
		17,742,397.27	9,714,568.57	8,027,828.70
	70,757.77	4,461,435.63	4,461,435.63	70,757.77
	37,296,215.53	34,200,575.49	34,552,222.30	36,944,568.72
		4,468,947.64	4,468,947.64	
	3,834,783.15		3,834,783.15	
	289,592,300.25			

36,944,568.72

25

	-182,805,778.29	-5,511,748.93
	26,713,850.41	
	202,156,960.17	87,538,866.98
	2,321,634.34	5,319,769.81
	3,244,749.05	21,329,342.29
	1,872,511.04	9,502,357.24
	3,943,197.70	3,985,284.30
	2,115,463.76	1,898,766.09
	60,288,165.31	57,838,784.11
	119,850,753.49	199,128,947.02

26

	83,997,141.04	31,622,034.44
	83,997,141.04	31,622,034.44

27

(1)

1	206,686,602.52	301,540,246.85
1-2	39,032,103.87	30,076,125.72
2-3	17,659,507.19	5,305,451.67
3	25,094,809.02	29,187,458.00
	288,473,022.60	366,109,282.24

(2) 5% 5%
6
(3) 1

	10,538,311.42		
	9,000,000.00		
	6,513,409.00		
	6,326,113.24		

29 1

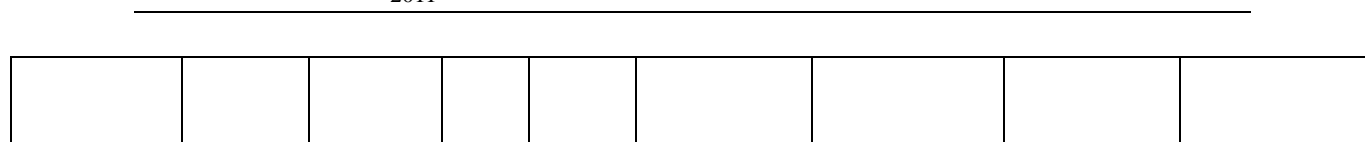
(1) 1

1	343,000,000.00	216,000,000.00
1	291,520.00	34,994,803.48
	343,291,520.00	250,994,803.48

(2) 1

A. 1

2011



2010 11 2013

26

2011

	162,052,661,862.08	131,465,910,645.75
	161,830,124,420.37	131,342,088,249.00
	222,537,441.71	123,822,396.75
	158,487,666,373.70	128,084,590,321.57
	158,351,053,981.57	127,981,978,906.95
	136,612,392.13	102,611,414.62

2011

(2)

--	--	--

	1,712,072,871.00	1,640,640,622.16	2,708,120,624.11	2,301,151,645.93
	161,830,124,420.37	158,351,053,981.57	131,342,088,249.00	127,981,978,906.95

(5)

A	3,124,090,481.38	1.93
B	2,930,804,857.90	1.81
C	2,603,610,972.15	1.61
D	2,216,832,017.02	1.37
E	1,958,871,206.73	1.21
	12,834,209,535.18	7.93

38

	67,806,517.64	65,539,412.21	3% 5% 20%
	25,439,700.32	47,672,371.88	7%
	12,070,124.56	21,401,976.09	3%
	5,149,864.98	873,058.02	1% 2%
	293,841,195.34	247,635,272.20	---
	6,022,577.32	4,603,462.02	---
	410,329,980.16	387,725,552.42	/

39

		3,967,224.95
		187,868,782.12
		16,401,145.39
		286,293,917.52
		27,264,979.14
	679,693.67	
		493,215.00
		11,156.06
		15,612,221.95
	141,624,288.74	147,880,628.74
		839,140.86
		223,444.58
		30,043.07
		46,184,933.82
		733,070,833.20

(2)

	3,487,980.52	763,657.55	/
--	--------------	------------	---

(4)

(5)

	12,173.78	A.	B.
100%		100%	
45%		10%	33,860.76

44

	-297,396,059.69	465,527,252.40
	871,046,916.05	243,780,584.27
	19,385,007.21	
	593,035,863.57	709,307,836.67

1

		1,311,000.00	
	5,944,417.30	18,715,948.73	[2010]224
	1,170,444.25	10,514,976.98	32
	19,170,000.00		32
	3,834,244.59		
	34,864,916.14	31,100,025.71	/

	0.5017	0.5017	0.3590	0.3590
	0.0149	0.0149	0.3469	0.3469

2

	1	537,801,879.20	384,795,627.99
	2	521,798,562.67	12,954,956.37
	3=1-2	16,003,316.53	371,840,671.62
	4	1,071,910,711.00	1,071,910,711.00
	5		
	6		
	7		
	8		
	9		
	10		
	11		12
	12=4+5+6y 7 ...11-8y 9... 11-10	1,071,910,711.00	1,071,910,711.00
	13		
	14=1... 12	0.5017	0.3590
	15=3... 12	0.0149	0.3469
	16		
	17		
	18		
	19		
	20=[1+(16-18) y (100%-17)] ...(12+19)	0.5017	0.3590
	21=[3+(16-18) y (100%-17)] ...(12+19)	0.0149	0.3469

A.

=P0...S

$S=S_0$ S_1 S_{iy} $M_i \dots M_0$ S_{jy} $M_j \dots M_0-S_k$
 P_0
 S S_0 S_1
 S_j S_i S_k M_0 M_i
 M_j
 B.
 $=P_1/$ S_0 S_1 S_{iy} $M_i \dots M_0$ S_{jy} $M_j \dots M_0$ S_{k+}
 P_1

	796,556,899.46
--	----------------

(2)

	588,611,208.00
	483,598,896.73
	4,403,462.18
	379,696,793.07
	2,069,307.75
	48,839,342.06

· ·	2,025,364,865.55	1,855,255,986.63
· ·	187,320,890.68	230,309,890.65
	2,215,533,101.65	2,088,318,008.16
		9,800,000.00

52

(1)

(2)

"

"

100,008,763,397.43	68,790,714,333.41	50,396,019,915.92	53,052,120,236.99	9,737,334,847.01	9,450,911,740.66	4,546,837,328.65	3,987,491,601.78	3,289,750,435.50	4,012,572,890.22
99,954,573,173.89	68,790,714,333.41	47,171,873,243.47	49,954,880,412.37	6,521,411,312.24	4,705,595,150.15	3,736,595,602.55	3,462,902,575.25	3,256,955,617.02	4,012,572,890.22
54,190,223.54		3,224,146,672.45	3,097,239,824.62	3,215,923,534.77	4,745,316,590.51	810,241,726.10	524,589,026.53	32,794,818.48	
2,890,349.48	1,069,256.97	-4,746.04	-939,954.45	-593,199.35	-2,643,686.66	861,693.37	920,450.47	333,883.06	111,741.88
-123,251,014.43	530,029,466.61	670,714,385.97	182,135,403.53	29,445,950.56	9,088,002.09	9,920,648.54	4,869,444.31	3,843,985.13	591,146.25
23,920,240.70	19,037,986.37	8,326,800.74	6,077,963.03	481,590,550.86	356,223,644.42	17,662,234.86	23,587,962.59	6,843,642.11	2,863,557.88

	43,816,978.60	41,453,863.66	460,143,986.68	405,512,923.41	907,291,947.63	258,805,738.69	7,337,296,975.34	8,533,672,683.07	162,052,661,862.08	131,465,910,645.75
	43,816,978.60	41,453,863.66	460,143,986.68	405,512,923.41	907,291,947.63	92,278,497.28			162,052,661,862.08	131,465,910,645.75
						166,527,241.41	7,337,296,975.34	8,533,672,683.07		
						2,245,849.34			3,487,980.52	763,657.55
	-3,375.68	87,870.78	61,073.50	-43,787.08	1,972,619.25	615,901.83	-331,590.73	18,065,611.65	593,035,863.57	709,307,836.67
	213,169.71	186,201.26	49,446,637.94	49,406,721.93	10,973,983.02	2,253,462.08			598,977,259.94	459,637,499.56
	20,481,927.40	16,059,474.05	67,920,740.49	55,064,659.40	1,136,470,351.30	322,547,634.16	705,287,959.11	330,484,125.33	831,814,826.51	338,748,265.87
	4,734,806.76	4,151,360.07	18,308,732.89	14,570,437.14	106,162,111.14	6,397,807.12	-3,262,523.75	4,059,091.61	277,653,754.23	185,184,714.92
	15,747,120.64	11,908,113.98	49,612,007.60	40,494,222.26	1,030,308,240.16	316,149,827.04	708,550,482.86	326,425,033.72	554,161,072.28	153,563,550.95
	227,703,203.74	256,231,141.80	412,888,494.05	461,425,874.99	12,489,988,234.59	11,624,977,392.98	18,000,856,123.92	12,999,200,257.78	48,970,385,917.21	43,236,351,008.37
	175,357,159.91	208,921,129.70	218,500,783.42	295,633,407.19	3,258,689,167.33	2,584,559,591.48	12,650,022,969.02	7,133,464,242.89	37,101,968,015.65	31,760,631,646.57
1.	135,335.00	260,913.51	13,378,555.74	3,741,582.52	110,651,908.51	111,259,580.58		996,383.40	803,704,206.35	682,045,323.16
2.									140,146,590.53	159,438,554.78
3.	-77,834.71	74,712.25	-38,626,462.21	-47,589,625.65	-466,226,544.29	107,902,774.12			206,974,900.06	685,655,683.04

(3)

: :

(4)

7.93%

()

1

: :

						(%)	(%)		
					2,906,924.29	62.56	62.56		71782846-2

2

: :

						(%)	(%)	
					300,000,000.00	100	100	101689986
					13,525,240.40	100	100	100000120
					900,000,000.00	100	100	10169040X
					900,000,000.00	100	100	100024763
					33,662,360.94	100	100	101032125
					286,380,000.00	80	80	661651046
					30,000,000.00	100	100	101158376

					64,907,800.00	100	100	750168064

3

							:	:
						(%)	(%)	
					200,000	50	50	612002998
					200,000	20	20	70041866-X

		733148299
		10002750X
		144112941
		717853641
		190342078
		15826900X
		183764344
		745140112
		797691477
		676899343
		101701981
		101104300
		750992264
		74558002X
		743084735
		105539002
		192223283
		750992624
		735309359
		752705855
		607246664
		141416675
		601494835
		101744930
		10552795X
		710932929
		741317582
		669903498
		710924099
		752705863
		564616855
		740660565
		184281846
		716528441

		746132245

5

(1) /

				(%)		(%)
			3,660,565,147.84	2.35	646,410,081.00	0.55
			3,183,456,122.62	2.05	1,670,421,131.07	1.42
			1,860,791,137.46	1.20	1,092,539,742.17	0.93
			1,014,570,420.61	0.65	351,871,452.54	0.30
			565,375,315.74	0.36	34,035,059.54	0.03
			504,803,362.03	0.32	504,336,173.69	0.43
			352,411,705.00	0.23	11,896,752.43	0.01
			291,456,252.49	0.19	143,717,856.68	0.12
			272,045,472.38	0.17	283,128,095.65	0.24
			129,329,469.47	0.08		
			107,787,245.30	0.07	6,349,380.32	0.01
			49,522,819.11	0.03	319,329,620.85	0.27
			39,628,649.41	0.03	6,934,153.85	0.01
			16,124,683.27	0.01		

			13,569,834.78	0.01	9,091,430.63	0.01
			11,760,184.31	0.01	19,368,966.51	0.02
			8,673,089.34	0.01		
			504,775.38			
					211,337,763.79	0.18
					116,621,871.71	0.10

8,061.46

			13,981,426.87	0.01	22,006,757.68	0.02
			11,932,787.31	0.01	41,559,395.28	0.03
			11,711,778.41	0.01		

			20,203,844.91	0.54	18,075,766.60	0.52
			14,990,366.94	0.40		
			14,478,997.61	0.39	2,576,310.50	0.07
			9,829,039.05	0.26	3,111,023.55	0.09

	1,671.73	3.32 / /	2,000,000.00
--	----------	----------	--------------

(4)

		3,996,000 /	3,996,000.00

(5)

		65,839.17	55,250.27

(6)

A.					175,000.00		
	2011	12	31		747.78		
B.				"	"		
20,000.00		2011	12	31			31.11
C.						6,500	2011
12	31		6,500			1,222.23	
D.							
2011	12	31		6,649.62			1,986.72
						611,940	
				2,241.48			
				22,701.07			
E.							
		2011	12	31	5000	86	
		722.11					
F.							12,800
		2011	12	31	3,000		
G.							
		2011	12	31	11,000.00		
H.						35,000.00	2011
12	31			35,000.00		4,943.96	
I.						6	2011 12
31				53.40			
		84,269.27			13,782.45		24,917.30
J.							
2011	12	31				4,243.00	
				751.34			
K.						20,000.00	
		10,000.00		2011 12 31		10,000.00	
				155.32			
L.							10.22

			2011	12	31		10.22
		6,889.84					
M.							2011
12	31		41.14				
N.							2011 12 31
		99.46					
O.					112.68		2011
12	31	112.68			6.30		
(7)							
A.			100%				100%
		2					
B.						45%	
		-8,932,751.99					
C.							1,875,081.95
		10%					

6

(1)

:

:

:

		66,830,568.07		
		25,027,370.80		331,700.22
		24,573,870.36		
		24,228,335.83		532,654.06
		13,886,117.13		
		8,782,023.17		1,889,914.44
		5,118,873.52		3,490,139.02
		2,935,323.60		201,418.25
		1,204,689.61		15,003,465.95

				11,720.00	
		173,851,645.72		26,272,059.70	
		38,810,069.76		9,638,828.85	
		24,496,393.24		14,889,073.83	
		13,395,514.71			
		9,624,790.40			
		8,533,271.47			

			54,602.36
		60,173,040.28	52,282,234.02
		29,148,363.35	29,646,741.58
		22,149,979.52	
		7,547,905.43	
		6,197,414.69	1,007,429.10
		4,752,000.00	
		3,147,540.46	2,357,200.00
		1,076,616.00	
		906,397.78	550,828.94
		403,966.82	
		278,755.29	455,634.17
		181,087.87	
		172,387.96	
		110,937.00	
		109,631.35	109,631.35
		104,903.75	7,855,177.92
		17,750.00	652,152.56
		10,619.90	10,619.90
		6,435.00	5,500,000.00
		5,020.15	
			13,242,450.00
			874,638.37
			150,478.91
			82,136.00
			28,488.72
		76,327,712.32	62,523,607.52
		2,401,249,952.08	558,321,118.55

(3)

			:	:
		708,309,852.06		667,771,133.98
		510,705.66		
				4,971,044.83
		708,820,557.72		672,742,178.81

()

()

1

2010 9 " " 76.13
 12 31 520 2011
 2
 2011 12 31
 3
 2011 12 31

: :

	50,000,000.00	2011-8-23	2012-2-22		
	25,000,000.00	2011-7-11	2012-1-10		
	35,000,000.00	2011-8-2	2012-2-1		
	15,000,000.00	2011-8-3	2012-2-2		
	28,000,000.00	2011-10-19	2012-4-18		
	28,000,000.00	2011-10-26	2012-4-25		

			225,101,249.31
2012	3	29	2011
		10	1,071,910,711
		2.10	225,101,249.31
2011			

()

1

2011 12 31

2

2011 12 31

3

2011 12 31

4

(1) 2011 12 31

—	10,788,885.17	10,618,571.30
	38,468,053.37	34,195,956.91
	19,354,660.56	15,252,877.97
	8,324,507.64	8,324,507.64
—	463,592.30	1,578,163.47
	4,425,885.15	4,425,885.15
	3,962,292.85	2,847,721.68
	11,252,477.47	12,196,734.77

(2) 2011 12 31

A.

1			
2	759,320.00	20,085.62	739,234.38
	759,320.00	20,085.62	

B.

2011

	20,544,307.61	0.32	19,973,205.62	97.22	20,698,483.73	0.65	19,834,741.90	95.83
--	---------------	------	---------------	-------	---------------	------	---------------	-------

18,000,000.00 0.56

2011

--	--	--	--	--	--	--	--	--	--	--

3

(1)

	716,038,038.12	319,287,500.13
		2,245,849.34
	345,356,834.13	-108,000.00
	6,119,941.10	1,850,568.60
	121,737,849.96	
	1,189,252,663.31	323,275,918.07

	-9,993,310.15	-17,647,276.18	49,349,239.99
	-17,742,397.27		
	-7,661,709.10	-449,171.38	1,954,748.52
	182,728,167.93	3,854,773.14	158,468,860.49
	521,798,562.67	12,954,956.37	492,456,469.02

	17,742,397.27	

2

	%		
	6.0227	0.5017	0.5017
	0.1792	0.0149	0.0149

1

2

3